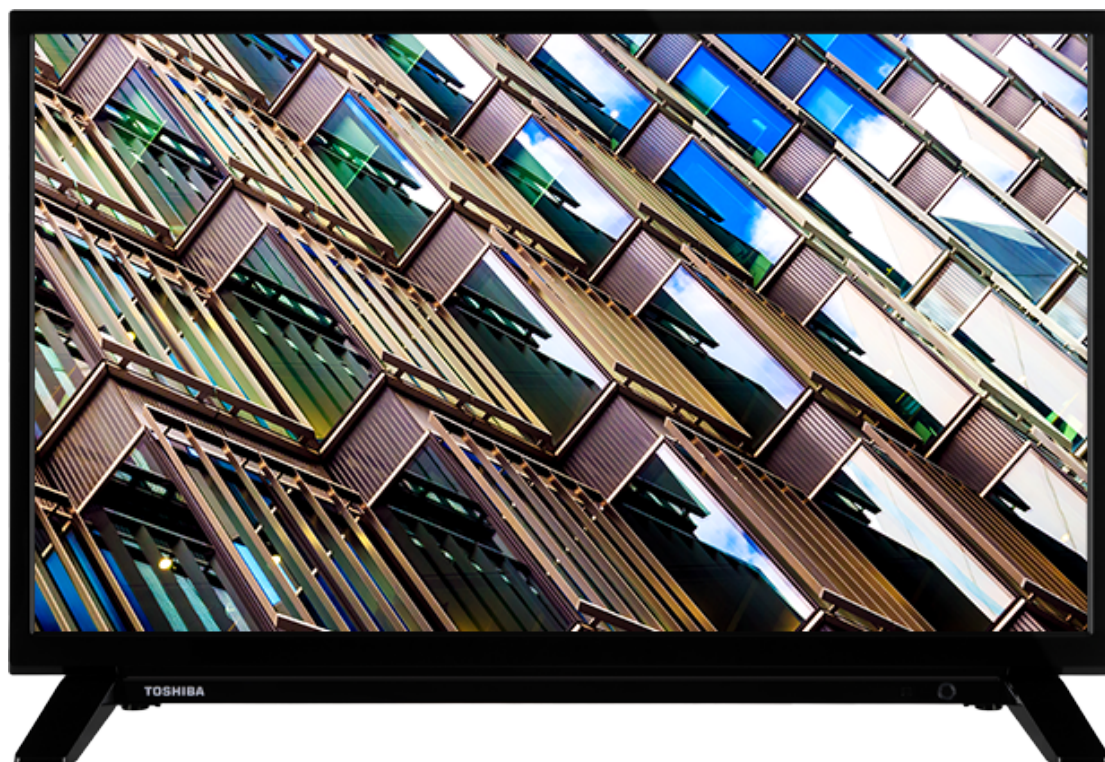


TOSHIBA

WL2B Series

32WL2B63DG


EAN: 5055862330944



 **SECURE**
SMART TV

NETFLIX

prime video

 **alex** | built-in

 **SCREEN SHARE**

 **INTEGRATED**
MANUAL  **Dolby Audio**

 **HD READY**

To watch TV in HD picture quality is to see and believe in the on-screen action. Catch additional detail in every scene for a more authentic viewer experience.

 **SMART TV**

A whole new world of entertainment awaits you on your Toshiba big screen TV and it's all just one click away. Choose from Toshiba's huge range of music, video, TV and social media apps. With Netflix®, Prime Video or YouTube™, you will find plenty of content.

HDMI
HIGH-DEFINITION MULTIMEDIA INTERFACE

Designed with HDMI™ port, Toshiba TVs make it easy for you to connect to multiple HD devices.

 **USB MEDIA PLAYER**

When you connect a USB storage device to your Toshiba TV, you can playback your downloaded music tracks and movies on the big screen.

*** The availability of this feature may vary depending on the production month.



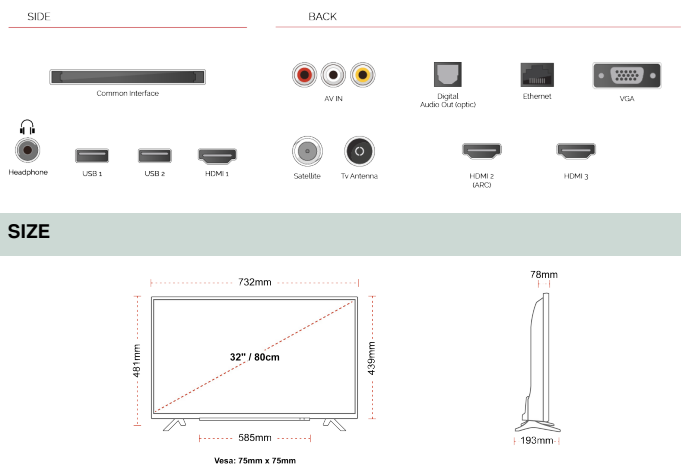
F

32kWh/1000

HIGHLIGHTS

- HD (High Definition) Ready
- 3x HDMI, 2x USB
- Smart TV
- Internal WLAN
- Bluetooth

CONNECTIONS



SIZE

DISPLAY

Screen Size (inch / cm)	32" / 80cm
Panel Type	Direct Back Light (DLED)
Resolution	HD Ready (1366 x 768)
Brightness	250

SOUND

Dolby Audio™	Yes
Audio Output Power (RMS)	2x6W
Speaker Type	Down Firing
Internal Subwoofer	No
Sound Modes	Music, Movie, Speech, Classic, Flat, User
DTS	Yes
Equalizer	5 band
Onkyo	No

ACCESSORIES

Remote Control	Yes
Remote Control Battery	Yes
Quick Start Guide	Yes
Small Remote Control	No

VIDEO

Wide Color Gamut	No
HDR	No
Picture Modes	Dynamic, Game, Sports, Cinema, Natural, User
Dolby Vision HDR	No
TRU Flow	No
TRU Resolution	No
TRU Micro Dimming	No

TUNER / BROADCASTING

HEVC (H.265) Decoder	Yes
Tuner Type	HD DVB-T2/C/S2
UHD from Satellite	No
Dual Tuner	No
Electronic Program Guide (EPG)	Yes
Auto Search	Yes
Program Storage Capacity (Analog)	200
Program Storage Capacity (Digital S/S2)	10000
Program Storage Capacity (Digital T/T2/C)	800

CONNECTIONS

CI+	Yes
HDMI™	3 HDMI
USB	2 USB
Component (YPbPr) in	Yes
Composite Video/Audio in	via VGA
Scart	No
Ethernet	Optic
Headphone Out	Yes
Antenna Input	Yes
VGA (PC in - D-Sub15)	Yes

SMART TV FEATURES

HBBTV ver 2.0.2	Yes
Audio-Video Sharing (AVS)	Yes
Smart Portal	Toshiba
Toshiba TV Smart Center	Yes
Web Browser	Yes
Netflix	Yes
YouTube™	Yes
Bluetooth	Yes
Screen Mirroring	Miracast
Prime Video	Yes
Google Assistant	No
Amazon Alexa	Works with Alexa

MECHANICAL

Boxed dimensions (mm)	795 x 128 x 530
Dimensions with stand (mm)	732 x 193 x 481
Dimensions without Stand (mm)	732 x 78 x 439
Gross Weight (kg)	7
Net Weight (kg)	4,7
VESA (Wall mount) WxH	75mm x 75mm
Screw Size	M4

POWER / ENERGY

Stand-By Energy Consumption (Average)	<0.5W
Working Voltage - Frequency	220-240V AC
12V TV (Mobile TV)	No