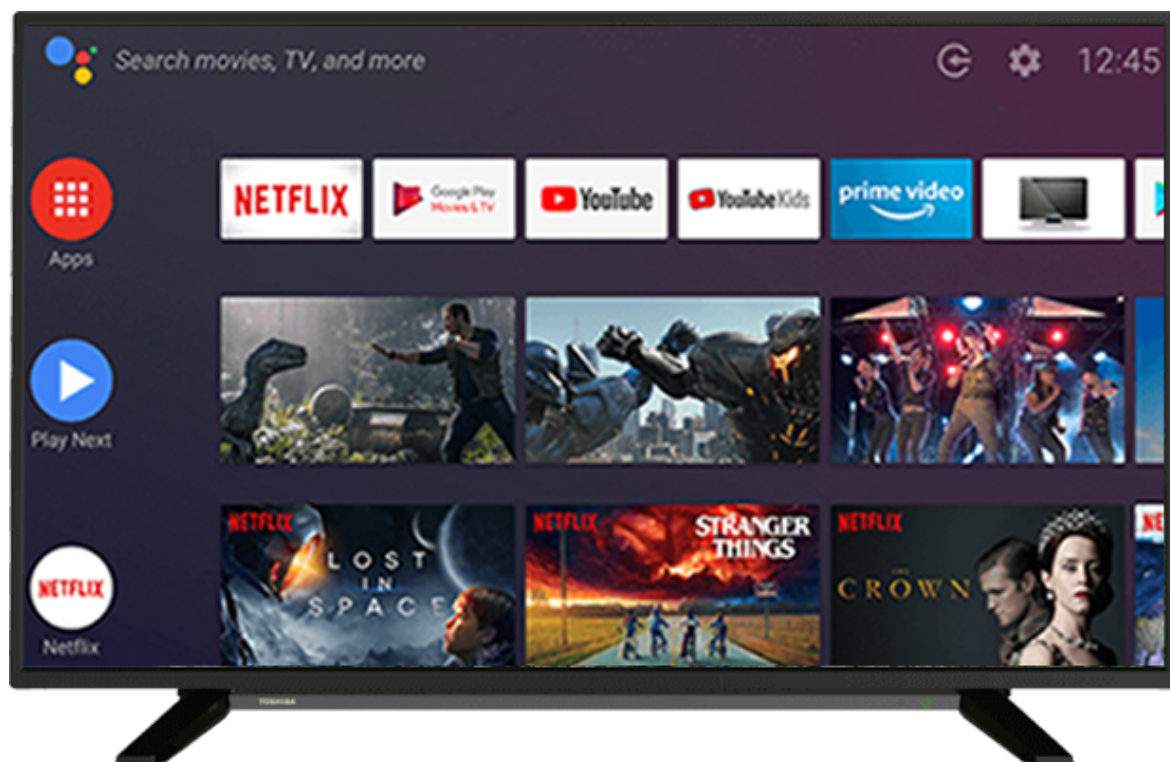


# TOSHIBA

## WA2B Series

24WA2B63DA

EAN: 5055862332498



**720p HD READY** ▶ Google Play

Google Play  
Movies & TV

Chromecast  
built-in

Ok Google

androidtv



Bringing you more ways to access HDR content, our TVs not only support the standard HDR video format, HDR10, but also Hybrid Log Gamma or "HLG". This compatibility with HLG future-proofs our models, so that one day you will be able to watch HDR over the air broadcasts.



Indulge your appetite for high-quality home entertainment. Enjoy countless movies and TV shows as well as award-winning Prime Originals.

**NETFLIX**

Discover the Netflix® button on your remote control to jump from one adventure to another.

**Dolby Audio**

Experience the kind of audio that you would normally expect to hear in a movie theatre. Enjoy authentic-sounding dialogue and hear more of the on-screen action thanks to Dolby Audio™.



F

22kWh/1000

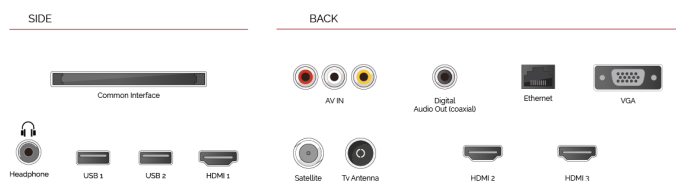
F

**HDR**  
 22kWh/1000

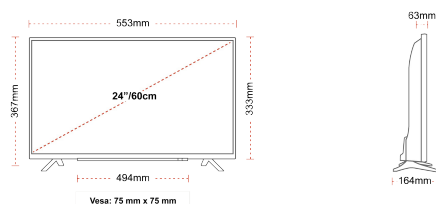
## HIGHLIGHTS

- ⌵ Android TV
- ⌵ Google Assistant
- ⌵ Chromecast Built in
- ⌵ Google Play Store
- ⌵ 3x HDMI, 2x USB
- ⌵ Internal WLAN & Bluetooth

## CONNECTIONS



## SIZE



## DISPLAY

Screen Size (inch / cm)	24" / 60cm
Panel Type	Edge LED (ELED)
Resolution	HD Ready (1366 x 768)
Brightness	220

## SOUND

Dolby Audio™	Yes
Audio Output Power (RMS)	2x2.5W
Speaker Type	Down Firing
Internal Subwoofer	No
Sound Modes	Music, Movie, Speech, Classic, Flat, User
DTS	No
Equalizer	5 band
Onkyo	No

## ACCESSORIES

Remote Control	Yes
Remote Control Battery	Yes
Quick Start Guide	Yes
Small Remote Control	No
RC Bluetooth Support	Yes

## VIDEO

Wide Color Gamut	No
HDR	Yes
Picture Modes	Dynamic, Game, Sports, Cinema, Natural, User
Dolby Vision HDR	No
TRU Flow	No
TRU Resolution	No
TRU Micro Dimming	No

## TUNER / BROADCASTING

HEVC (H.265) Decoder	Yes
Tuner Type	HD DVB-T2/C/S2
UHD from Satellite	No
Dual Tuner	No
Electronic Program Guide (EPG)	Yes
Auto Search	Yes
Program Storage Capacity (Analog)	200
Program Storage Capacity (Digital S/S2)	10000
Program Storage Capacity (Digital T/T2/C)	1000+1000

## CONNECTIONS

CI+	Yes
HDMI™	3 HDMI
USB	2 USB
Component (YPbPr) in	via VGA
Composite Video/Audio in	Yes
Scart	No
Ethernet	Yes
Headphone Out	Yes
Antenna Input	Yes
VGA (PC in - D-Sub15)	Yes

## SMART TV FEATURES

HBBTV ver 2.0.2	Yes
Audio-Video Sharing (AVS)	No
Smart Portal	Android TV
Toshiba TV Smart Center	No
Web Browser	No
Netflix	Yes
YouTube™	Yes
Bluetooth	Yes
Screen Mirroring	Chromecast
Prime Video	Yes
Google Assistant	Google Assistant
Amazon Alexa	No

## MECHANICAL

Boxed dimensions (mm)	625 x 110 x 460
Dimensions with stand (mm)	553 x 164 x 367
Dimensions without Stand (mm)	553 x 63 x 333
Gross Weight (kg)	6
Net Weight (kg)	3
VESA (Wall mount) WxH	75mm x 75mm
Screw Size	M4M

## POWER / ENERGY

Stand-By Energy Consumption (Average)	<0.5W
Working Voltage - Frequency	220-240V AC
12V TV (Mobile TV)	No