

TOSHIBA


QA4C Series

65QA4C63DG

EAN: 4024862125738



Awarded the 4K HDR Ultra HD logo, all our 4K HDR TVs have been proven to deliver and faithfully display 4K HDR content in all its glory.



QLED TV creates brighter, more-saturated, and more accurate colors. The LED in most LCD TV emits white light, but those in quantum dot televisions emits blue light.



Explore thousands of movies, shows, games and get answers to your questions on the big screen with Android TV and Google Voice Assistant. Plus, with Chromecast built-in, simply cast movie, shows and photos from all your family's devices.



Use your voice to search for shows, control your TV, plan your day, and more. Just ask Google.



Immerse yourself in the on-screen action with one of our Toshiba Dolby Vision compatible TVs. The preferred HDR video format of movie makers around the world, Dolby Vision uses dynamic metadata to read and calculate exactly the right brightness level for every TV frame.



E

109kWh/1000

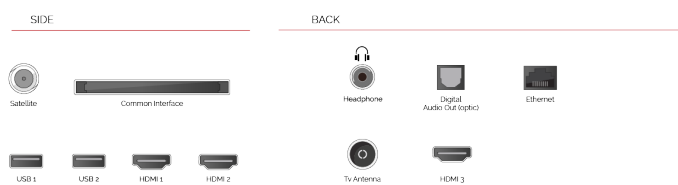
E

HDR
 109kWh/1000

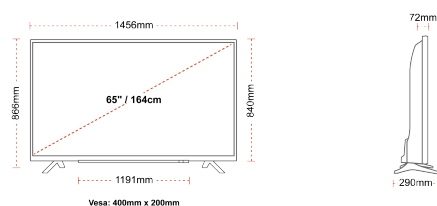
HIGHLIGHTS

⌚ Meet the new Toshiba QLED UHD TV. You can enjoy high life-like picture quality and experience longer TV lifetime while maximizing the performance. QLED TV creates more saturated and accurate colors.

CONNECTIONS



SIZE



DISPLAY

Screen Size (inch / cm)	65" / 164cm
Panel Type	Direct Back Light (DLED)
Resolution	Ultra HD (3840 x 2160)
Brightness	350

SOUND

Dolby Audio™	Yes
Audio Output Power (RMS)	2x12W
Speaker Type	Down Firing
Internal Subwoofer	Yes
Sound Modes	Smart, Movie, Music, News
DTS	Yes
Equalizer	5 band
Onkyo	Sound by Onkyo

ACCESSORIES

Remote Control	Yes
Remote Control Battery	Yes
Quick Start Guide	Yes
Small Remote Control	No

VIDEO

Wide Color Gamut	Yes
HDR	Yes
Picture Modes	User, Standard, Vivid, Sport, Movie, Game
Dolby Vision HDR	Yes
TRU Flow	No
TRU Resolution	Yes
TRU Micro Dimming	Yes

TUNER / BROADCASTING

HEVC (H.265) Decoder	Yes
Tuner Type	HD DVB-T2/C/S2
UHD from Satellite	Yes
Dual Tuner	No
Electronic Program Guide (EPG)	Yes
Auto Search	Yes
Program Storage Capacity (Analog)	200
Program Storage Capacity (Digital S/S2)	10000
Program Storage Capacity (Digital T/T2/C)	1000+1000

CONNECTIONS

CI+	Yes
HDMI™	3 HDMI
USB	2 USB
Component (YPbPr) in	No
Composite Video/Audio in	Yes
Scart	No
Ethernet	Yes
Headphone Out	Yes
Antenna Input	Yes
VGA (PC in - D-Sub15)	No

SMART TV FEATURES

HBBTV ver 2.0.2	Yes
Audio-Video Sharing (AVS)	No
Smart Portal	Android TV
Toshiba TV Smart Center	No
Web Browser	No
Netflix	Yes
YouTube™	Yes
Bluetooth	Yes
Screen Mirroring	Chromecast
Prime Video	Yes
Google Assistant	Google Assistant
Amazon Alexa	No

MECHANICAL

Boxed dimensions (mm)	1620 x 165 x 1010
Dimensions with stand (mm)	1456 x 290 x 866
Dimensions without Stand (mm)	1456 x 72 x 840
Gross Weight (kg)	27,5
Net Weight (kg)	20,5
VESA (Wall mount) WxH	400mm x 200mm
Screw Size	M6

POWER / ENERGY

Stand-By Energy Consumption (Average)	<0.5W
Working Voltage - Frequency	220-240V AC
12V TV (Mobile TV)	No