


TOSHIBA

W17 Series

28W1764DA

EAN: 5055862315200




 **USB CLONING**

 **720p HD READY**

HDMI[®]
HIGH-DEFINITION MULTIMEDIA INTERFACE

 **USB MEDIA PLAYER**

When you connect a USB storage device to your Toshiba TV, you can playback your downloaded music tracks and movies on the big screen.

 **ECO FRIENDLY**
M O D E

A contribution from us to help reduce your carbon footprint. Achieve thirty per cent more energy efficiency with Eco Mode.

 **Dolby Audio**

Experience the kind of audio that you would normally expect to hear in a movie theatre. Enjoy authentic-sounding dialogue and hear more of the on-screen action thanks to Dolby Audio™.

HDMI[®]
HIGH-DEFINITION MULTIMEDIA INTERFACE

Control all your HD devices and TV from one single remote control thanks to HDMI™ CEC technology.

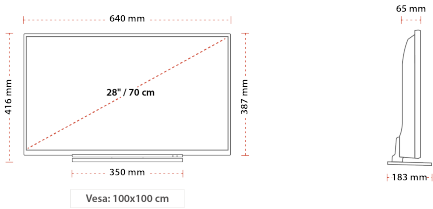


HIGHLIGHTS

- HD (High Definition) Ready
- 3x HDMI™, 2x USB, 1x Scart
- Dolby Audio™
- Eco Friendly Mode

CONNECTIONS

SIZE



DISPLAY

Screen Size (inch / cm)	28" / 71cm
Panel Type	E-LED
Resolution	HDRReady (1366 x 768)

SOUND

Dolby Audio™	Yes
Audio Output Power (RMS)	2x6W
Speaker Type	Downfiring Speaker
Internal Subwoofer	No
Sound Modes	Music, Movie, Speech, Classic, Flat, User
DTS	DTSTM HD + DTS™ TruSurround
Equalizer	5 Band

MAIN FEATURES

Smart TV	No
Total Picture Quality	300

VIDEO

Wide Color Gamut	No
HDR	No
Picture Modes	Dynamic, Game, Sports, Cinema, Natural, User

TUNER / BROADCASTING

HEVC (H.265) Decoder	Yes
Tuner Type	HD DVB-T2/C/S2
Dual Tuner	No
Electronic Program Guide (EPG)	Yes
Auto Search	Yes
Program Storage Capacity (Analog)	200
Program Storage Capacity (Digital S/S2)	7000
Program Storage Capacity (Digital T/T2/C)	800

CONNECTIONS

CI+	Yes
HDMI™	2x HDMI™ 1.4
USB	1x USB2.0
Component (YPbPr) in	via VGA
Composite Video/Audio in	Yes
Scart	1
Ethernet	No
Headphone Out	Yes
Antenna Input	Yes
VGA (PC in - D-Sub15)	Yes

POWER / ENERGY

SDR Energy efficiency class	A+
Stand-By Energy Consumption (Average)	0,5W
SDR on mode energy consumption (kWh / 1000h)	25W
Working Voltage - Frequency	220-240VAC 50Hz
Luminance %	72%

ACCESSORIES

Remote Control	Yes
Remote Control Battery	Yes
Quick Start Guide	Yes
Small Remote Control	No

MECHANICAL

Boxed dimensions (mm)	128 x 850 x 465
Dimensions with stand (mm)	183 x 640 x 416
Dimensions without Stand (mm)	65 x 640 x 387
Gross Weight (kg)	7,5
Net Weight (kg)	4,9
VESA (Wall mount) WxH	100 x 100